



PMP EXAM 2021:

Lessons Learned, Strategy and Tips



Recording in progress

01

PMP Exam Content Outline

Syllabus of the PMP Exam

02

Question Types and Styles

Different types and styles of questions in the PMP exam

03

Agile

Agile related questions and topics, transitioning from Predictive to Agile

04

PMP Exam Experience

Testing center vs. Online, Breaks, Technology

05

Strategy and Recommendations

Important references, strategy and how to address different exam questions and additional resources

PMP Exam Content Outline

Domain I	
People—42%	
Task 1	Manage conflict <ul style="list-style-type: none">• Interpret the source and stage of the conflict• Analyze the context for the conflict• Evaluate/recommend/reconcile the appropriate conflict resolution solution
Task 2	Lead a team <ul style="list-style-type: none">• Set a clear vision and mission• Support diversity and inclusion (e.g., behavior types, thought process)• Value servant leadership (e.g., relate the tenets of servant leadership to the team)• Determine an appropriate leadership style (e.g., directive, collaborative)• Inspire, motivate, and influence team members/stakeholders (e.g., team contract, social contract, reward system)• Analyze team members and stakeholders' influence• Distinguish various options to lead various team members and stakeholders
Task 3	Support team performance <ul style="list-style-type: none">• Appraise team member performance against key performance indicators• Support and recognize team member growth and development• Determine appropriate feedback approach• Verify performance improvements
Task 4	Empower team members and stakeholders <ul style="list-style-type: none">• Organize around team strengths• Support team task accountability• Evaluate demonstration of task accountability• Determine and bestow level(s) of decision-making authority

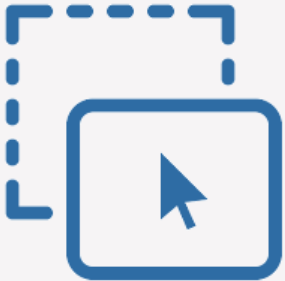
- PMP® Exam Content Outline is the ***syllabus*** of the PMP exam. (Pages 4-10)
 - Context is important!
 - SWOT Analysis
-
- TIP: Print the PMP Exam Content Outline and identify your **STRENGTHS, AREAS OF IMPROVEMENT AND WEAKNESSES**

Question Types



- Situational
- Five (5) question types
- Click on a chart -- “hotspot”
- Fill in the blank
- “Drag and drop”
- Multiple right answers
- Most questions are traditional “one right answer”
- TIP: [See prototype questions to learn more](#)

Question Styles



- Scenario-based and ambiguous
- Industry neutral
- 50% of questions related to next steps
- Measuring applicable knowledge to real life scenarios
- Wear your PMP exam hat, but real life still makes sense
- Best “right” answer
- Not many full formula related questions
- Trick questions about EVM and Critical Path



- TIP: Learn the EVM “interpretation of results”. PMBOK 6th Ed. Page 267

Agile



- 50% of questions are Agile related
- How to transition from Predictive to Agile
- Predictive process groups relate to the Scrum
- Conflict management, motivation issues, team development
- Scrum ceremonies, team roles and responsibilities
- Comparing Predictive vs. Agile
- Minimum Viable Product (MVP) and Definition of Done (DoD)
- Scrum, Kanban, Leadership styles and Agile implementation

TIP: Read Agile Practice Guide, Read PMBOK 6th Ed. and use your PMP Simulator!

PMP Exam Experience



- Pearson VUE testing centers (Covid-19 CDC)
- Location of testing center
- Take your exam early in the day!
- Login early for Online proctored version
- Do not use a work laptop for the PMP exam
- Online vs. Testing Center

PMP Exam Experience




- 180 questions in 230 minutes.
- 10-min breaks in addition to the 230 minutes
- Breaks are not mandatory
- Cannot go back to a previous section once submitted
- Time management skills (60 seconds per question)
- Do not cram at the last minute!
- Score “early wins”
- Pearson VUE’s whiteboard (Online version)

Exam Sequence



Strategy




- Read every question and possible answers Read the Full Question!
- Identify keywords: “Best”, “Next”, “Most Likely”, “Least Likely”
- Exam is about solving problems and fixing issues with people and plans.
- Follow your plan but be ready to be agile!

TIPS:

- **Decide between taking the exam at a testing center or from home**
- **Work on your time management skills for the exam using the PMP simulator**
- **Develop your own plan for the exam.**

Recommendations



- **Use the PMP Simulator!**
- Review PMP Exam Content Outline (ECO)
- Review your PMP enhanced student kit to address weaknesses
- Read the PMBOK 6th Edition
- Review Agile Practice Guide
- Use the PMP Simulator without “training mode on” Believe in yourself!
- **Use the PMP Simulator!**

“The best view comes after the toughest climb!”

Anonymous

Additional Resources



- Link to Pearson VUE's Whiteboard: [Whiteboard // OnVUE // Pearson VUE](#)
- Link to Pearson VUE's Test Takers Resources: [Helpful resources for test-takers // Pearson VUE](#)
- Link to Pearson VUE's PMI Online Proctored: [Project Management Institute \(PMI\) OnVUE exam information // Pearson VUE](#)
- Link to PMBOK 6th Ed. Process Flow by Ricardo Vargas (Video and PDF): [PMBOK® Guide Processes Flow – Ricardo Viana Vargas \(ricardo-vargas.com\)](#)
- Link to Peak Business Management “PMP Base Camp”: peakbusiness.org/pmp-base-camp
- Link to PMI's PMP's Official Site: [PMP Certification | Project Management Institute \(pmi.org\)](http://PMP Certification | Project Management Institute (pmi.org))



PMP EXAM 2021:

Lessons Learned, Strategy and Tips

Q&A

01

PMP Exam Content Outline

Syllabus of the PMP Exam

02

Question Types and Styles

Different types and styles of questions in the PMP exam

03

Agile

Agile related questions and topics, transitioning from Predictive to Agile

04

PMP Exam Experience

Testing center vs. Online, Breaks, Technology

05

Strategy and Recommendations

Important references, strategy and how to address different exam questions